

## Operation



1. Smartphone




2. Connect Intergas Gateway to internet router using cable



3. Pair boiler and Intergas Gateway (one time only)



4. Intergas Gateway communicates directly with Intergas boiler



5. Boiler communicates directly with room thermostat

## COMFORT TOUCH APP



830.024-00

WWW.INTERGASHEATING.NL

CUTTING-EDGE HEATING

## COMFORT TOUCH APP AND SERVICE DASHBOARD



Greater comfort and more efficient service



INTERGAS®




INTERGAS®

# COMFORT TOUCH APP

## Total control over your comfort. Anytime. Anyplace. Anywhere.






As an installer, you'll be able to provide your customers with total peace of mind using our Intergas Gateway and a compatible OpenTherm thermostat, and if necessary, even adjust their boilers remotely via our Service Dashboard. The dashboard also serves as a comprehensive servicing and maintenance guide for all our appliances. The end user app is compatible with Combi Compact HRE and HReco boilers (2014 or later) and our new Xtreme boilers. Only appliances built from 2017 on are compatible with our Comfort Touch thermostat.

### Comfort Touch app

-  Control your home comfort using your smartphone
-  Create your own week programme
-  Get insights into your boiler's performance
-  Get insights into possible faults and contact your installer directly



### Service dashboard

-  Monitor all your customers' boilers using a single dashboard
-  Remote diagnostics
-  Remote adjustment
-  Listing of possible faults
-  Online servicing guide



A dashboard for swifter service and more efficient maintenance